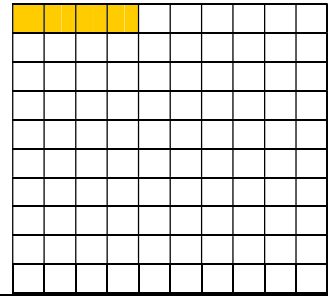







Completa la tabella come nell'esempio.

	$\frac{4}{100}$	<table border="1" data-bbox="1066 300 1358 427"> <tr> <td>u</td> <td>d</td> <td>c</td> </tr> <tr> <td>0,</td> <td>0</td> <td>4</td> </tr> </table>	u	d	c	0,	0	4
u	d	c						
0,	0	4						
	$\frac{\dots\dots}{100}$	<table border="1" data-bbox="1066 595 1358 723"> <tr> <td>u</td> <td>d</td> <td>c</td> </tr> <tr> <td></td> <td></td> <td></td> </tr> </table>	u	d	c			
u	d	c						
	$\frac{\dots\dots}{100}$	<table border="1" data-bbox="1066 891 1358 1019"> <tr> <td>u</td> <td>d</td> <td>c</td> </tr> <tr> <td></td> <td></td> <td></td> </tr> </table>	u	d	c			
u	d	c						
	$\frac{\dots\dots}{100}$	<table border="1" data-bbox="1066 1189 1358 1317"> <tr> <td>u</td> <td>d</td> <td>c</td> </tr> <tr> <td></td> <td></td> <td></td> </tr> </table>	u	d	c			
u	d	c						
	$\frac{\dots\dots}{100}$	<table border="1" data-bbox="1066 1487 1358 1615"> <tr> <td>u</td> <td>d</td> <td>c</td> </tr> <tr> <td></td> <td></td> <td></td> </tr> </table>	u	d	c			
u	d	c						
	$\frac{\dots\dots}{100}$	<table border="1" data-bbox="1066 1789 1358 1917"> <tr> <td>u</td> <td>d</td> <td>c</td> </tr> <tr> <td></td> <td></td> <td></td> </tr> </table>	u	d	c			
u	d	c						